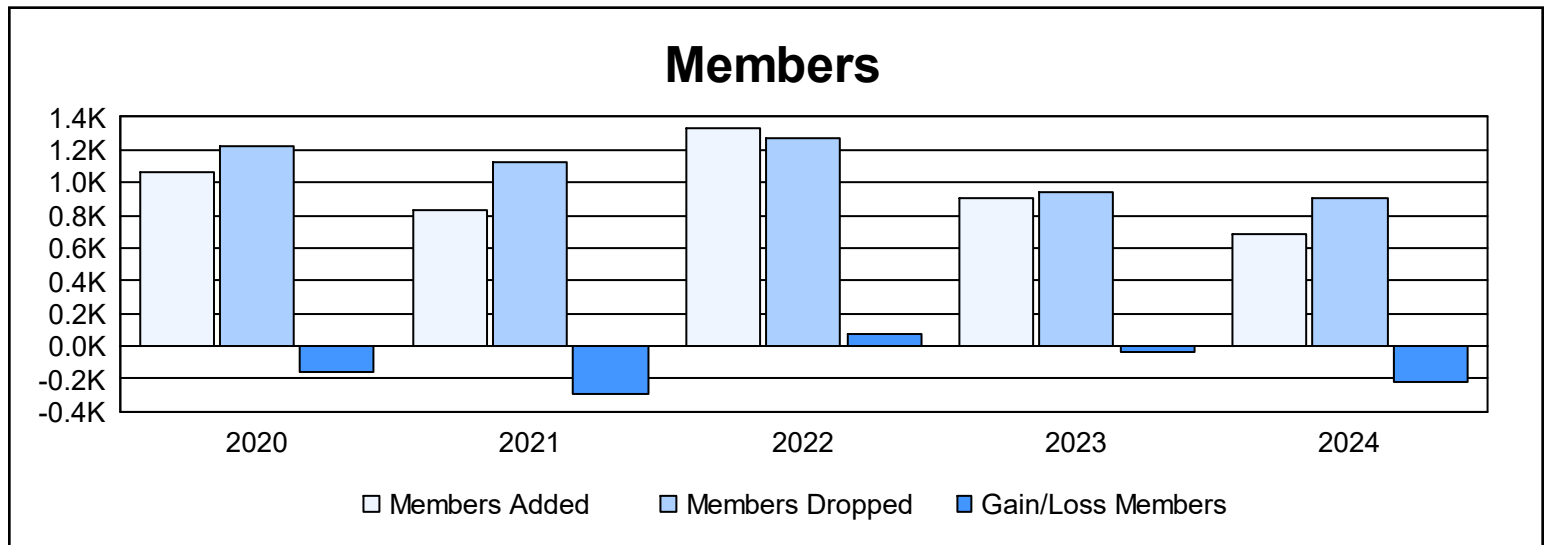
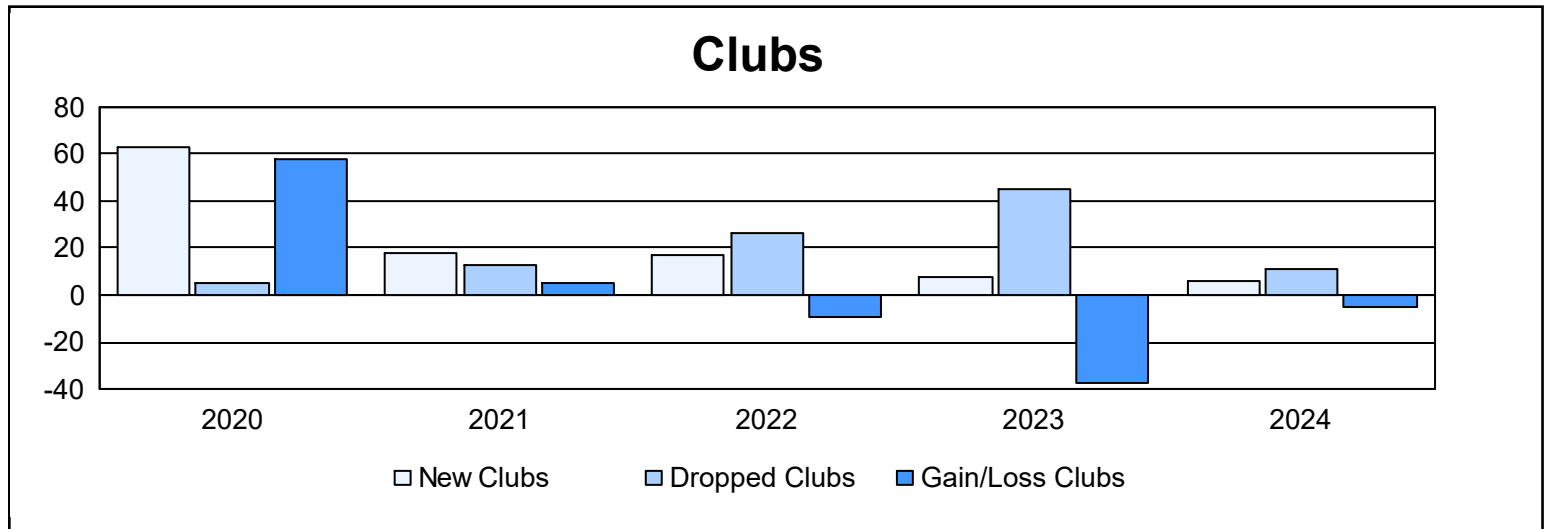
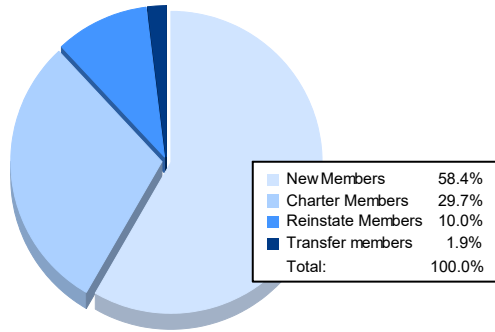


Year	New Clubs	Dropped Clubs	Gain/Loss Clubs	New Members	Charter Members	Reinstate Members	Transfer Members	Total Member Added	Total Members Dropped	Gain/Loss Members
2019-2020	63	5	58	322	551	179	15	1,067	1,223	-156
2020-2021	18	13	5	481	215	111	27	834	1,130	-296
2021-2022	17	26	-9	698	445	158	36	1,337	1,268	69
2022-2023	8	45	-37	512	299	47	50	908	939	-31
2023-2024	6	11	-5	402	204	69	13	688	907	-219
<b>Average</b>	<b>22</b>	<b>20</b>	<b>2</b>	<b>483</b>	<b>343</b>	<b>113</b>	<b>28</b>	<b>967</b>	<b>1,093</b>	<b>-127</b>



### Membership Composition June 2024 Cumulative



### Gender Composition June 2024 Cumulative

